

Compact67



Description

The Compact 67 I/O modules for fieldbus provide a reliable solution for connecting industrial controllers to I/O devices in harsh environments.

Compact67 I/O modules with IP67 housing can be standardized installation, and operate in harsh dust, underwater, and vibration condition. These features make them ideally suited for many applications, such as material handling equipment and automated assembly machinery etc.

The functions of supporting PNP and NPN signal input, embedded bright LED diagnosis help maintenance personnel to easily judge I/O, module and network status.

Features

- Classic design realizes space savings for directly mounting to machine
- Fast and reliable plug and socket connection
MiniChange (7/8"), MicroChange (M12)
- Support PNP and NPN input
- Free selection I/O configuration
- LED status indication
- Online diagnosis of modules and channels

CC-Link Modules

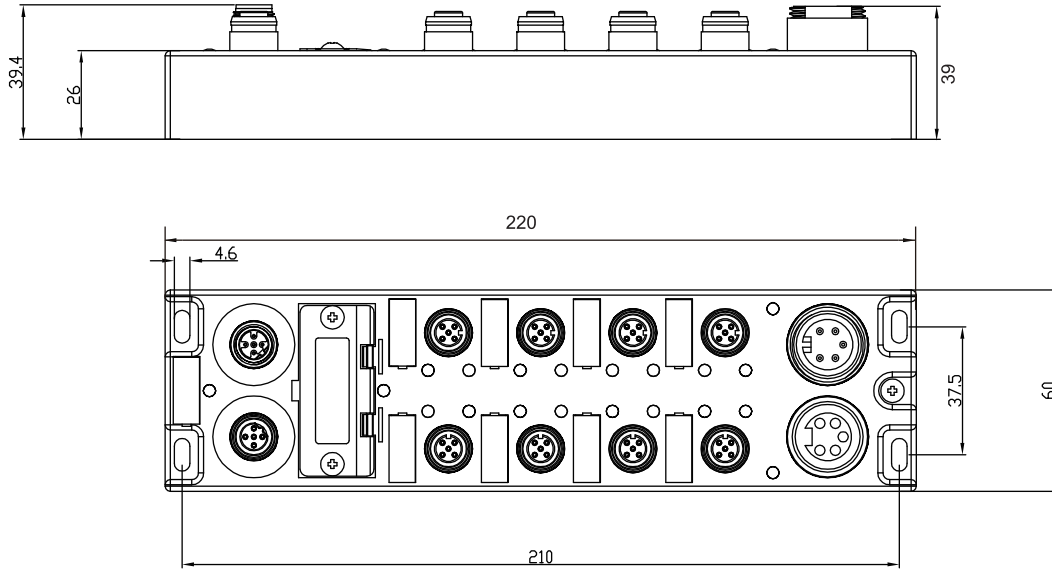
- Integrated structure design
- Free selection input and output channels
- Short-circuit and overload protection

CC-Link



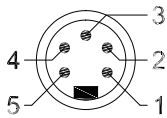
Ordering data			
Type	FCCL-1600P-M12	FCCL-0808P-M12	FCCL-16UP-M12
I/O Configurations	16 input PNP, 8 x M12	8 input+8 output PNP, 8 x M12	16 configurable input/output, PNP, 8 x M12
Type	FCCL-1600N-M12	FCCL-0808N-M12	FCCL-16UN-M12
I/O Configurations	16 input NPN, 8 x M12	8 input+8 output NPN, 8 x M12	16 configurable input/output, NPN, 8 x M12
Fieldbus			
Transfer protocol	CC-Link		
Operating mode	Remote device station (4 station)		
Transfer rate	156Kbps...10Mbps		
Address settings	1...64, rotary switch		
Power supply			
Supply voltage	24 VDC (18...30V)		
Module consumption current	Max. 200 mA		
Output supply current	Total max. 8 A		
Electrical isolation	Module / Ui and Uo voltage isolation		
Port type			
Power supply	2 x 7/8" 5pin, male+female		
Bus communication	2 x M12 A-code 5pin, male+female		
Signal connection	8 x M12 A-code 4pin, female		
Electrical parameters			
Number of input channels	16	8	Max.16
Input supply current	Max. 200 mA per channel		
Input signal type	PNP / NPN sensor, stroke switch, dry contact, etc.		
Input delay	2.5 ms		
Number of output channels	-	8	Max.16
Output rated current	Max. 2 A per channel, total max. 8 A		
Output signal type	Indicator, miniature solenoid valve, etc.		
Output switch frequency	Resistive load 100 Hz, inductive load 5 Hz		
Diagnostics			
Communication status	LED indicator, communication message		
Supply monitoring	Yes, low voltage alarm		
Short-circuit and overload protection	Yes, LED indicator		
General data			
Protection class	IP67		
Temperature range	Operating temperature -25...+70 °C, storage temperature -40...+85 °C		
Mounting method	4-hole screw mounting		
Dimensions	60 x 220 x 39 mm		

Dimensions

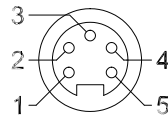


Power port diagram

Power in male



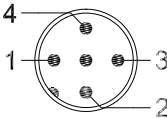
Power out female



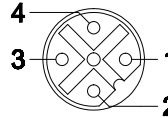
- 1 - output load power supply 2M
- 2 - gateway / input load power 1M
- 3 - PE
- 4 - gateway / input load power 1L+
- 5 - output load power supply 2L+

Bus port diagram

Bus-in female



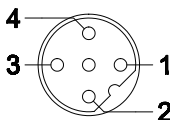
Bus-out female



- 1 - Shield
- 2 - Bus signal DB
- 3 - Bus signal DG
- 4 - Bus signal DA

Signal port diagram

Signal port female



- 1 - power supply 24V+
- 2 - signal input / output B
- 3 - power supply GND
- 4 - signal input / output A